

eADDRESS

a public domain XML format for exchanging electronic addresses between service providers

version 1.13	2019-05-16	Added PrimaryAddress Boolean element to eAddress for indicating organisations's preferred address. Added an OwnerRef attribute to eAddress for storing per-owner private information about an address
version 1.12	2018-02-19	Apix: Added (opt) AddressOwnerServiceID to eAddress structure
version 1.11	2017-11-16	Apix: Fix for missing ISO3166-2 codes. Apix: Added Contacts to eAddress element Apix: Changed Additional name from 0..1 to 0..n
version 1.1	2017-10-23	VLF: Added support for authorization key (for Feeniks project) VLF: Added BATCH Function attribute, eAddress Operation attribute VLF: Changed the Organization/Identifier and eAddress/ID attributes TYPE/IDType to be a single value instead of a list of values. Also harmonized the values to use same definition.
version 1.0	2016-09-16	Apix: After comments from VLF the format is ready for version 1.0
version 0.4	2016-09-02	Apix: Fixed typos in xsd and added missing ID types to documentation
version 0.3	2016-03-16	Apix: Added CC0 copyright and Active, PermissionToPublish elements
version 0.2	2015-10-19	Apix,Tieto:Bug fixes and support for send addresses
version 0.1	2014-09-08	Apix:Initial DRAFT version for limited use

COPYRIGHT NOTICE

This work is covered by the Creative Commons CC0 1.0 license.

CONTACTS

Veli-Matti Sahlberg Apix Messaging Oy Veli-Matti.Sahlberg@apix.fi +358 45 3444401

FILE FORMAT

BATCH

A single Batch can contain several organizations with different types of addresses.

The default operation is to send at defined intervals all addresses to the other party and the sent addresses replace all previous addresses. (i.e addresses existing in the previous exchange, but missing from the latest exchange are considered to be no longer valid). In this case the attribute Function is REPLACE.

If the Batch is to only change or add new data to existing data (ie. previous sending(s)) the attribute Function is UPDATE. If this is used then the eAddress attribute Operation defines the desired function for each individual eAddress. If the previous sending(s) contained eAddresses that are not mentioned in this Batch they are considered to be valid and no changes should be done to them.

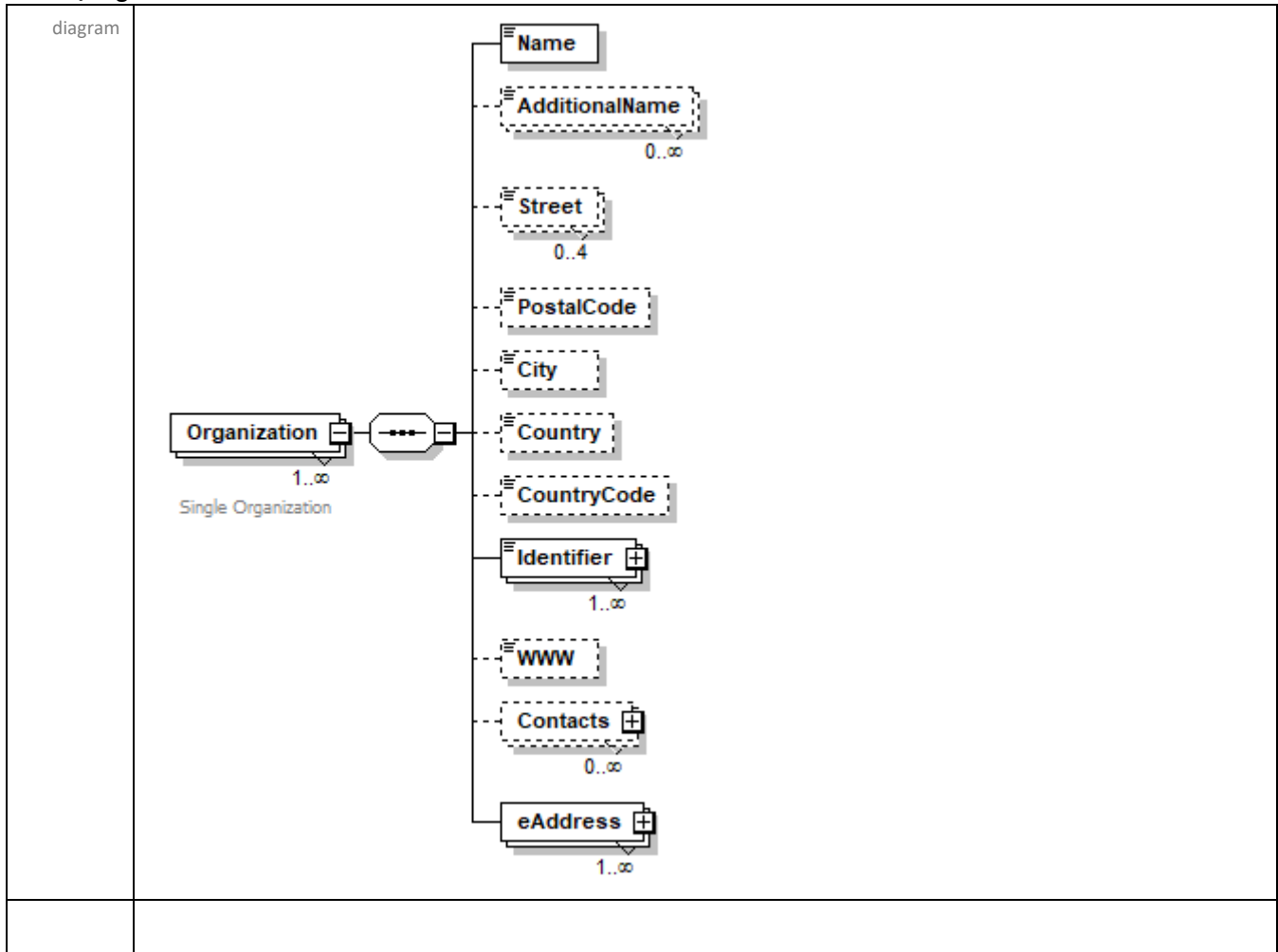
Batch

<p>diagram</p>	<pre> classDiagram class Batch { +attributes } class attributes { +Version +Timestamp +Function } class Organization { } Batch "1..n" -- "1..∞" Organization </pre>						
<p>attributes</p>	<table border="0"> <tr> <td style="vertical-align: top;">Version</td> <td style="vertical-align: top;"> 0.1 0.2 0.3 0.4 1.0 1.1 1.11 1.12 1.13 </td> </tr> <tr> <td style="vertical-align: top;">Timestamp</td> <td style="vertical-align: top;"> The creation time of the Batch in UTC (or in defined time zone related to UTC) </td> </tr> <tr> <td style="vertical-align: top;">Function</td> <td style="vertical-align: top;"> The function of the Batch. Valid values are REPLACE and UPDATE </td> </tr> </table>	Version	0.1 0.2 0.3 0.4 1.0 1.1 1.11 1.12 1.13	Timestamp	The creation time of the Batch in UTC (or in defined time zone related to UTC)	Function	The function of the Batch. Valid values are REPLACE and UPDATE
Version	0.1 0.2 0.3 0.4 1.0 1.1 1.11 1.12 1.13						
Timestamp	The creation time of the Batch in UTC (or in defined time zone related to UTC)						
Function	The function of the Batch. Valid values are REPLACE and UPDATE						

ORGANIZATION

The Organization element describes one official entity having one or several electronic addresses.

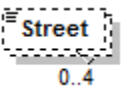
Batch/Organization




Description	The official name of the organization as registered with the authorities
Example	<Name>Sample Company LTD.</Name>

Description	Additional names for the organization


Example	<AdditionalName>Best offers</AdditionalName>
---------	--

	
Description	The street address of the company
Example	<Street>Basic Street 12</Street>

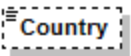
Batch/Organization/PostalCode

	
Description	The postal code of the address
Example	<PostalCode>12345</PostalCode>


Batch/Organization/City

	
Description	The city of the address
Example	<City>SAMPLETOWN</City>


Batch/Organization/Country

	
Description	The country of the address
Example	<Country>FINLAND</Country>

Batch/Organization/CountryCode

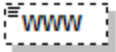
	
Description	The country code of the address as ISO 3166 code
Example	<CountryCode>FI</CountryCode>

Batch/Organization/Identifier

	
Description	<p>The official identifier for the organization given by the authority in the country of the organization. For example: In Finland y-tunnus (businessid), in Sweden Organisation number etc.</p>
Example	<p><Identifier TYPE="BUSINESSID">1234567-8</Identifier ></p>

OVT	Finnish OVT identification
VATID	VAT identification
BUSINESSID	Local business identity given by authority (in Finland y-tunnus)
GLN	Global Location Number
DUNS	DUNS code
PEPPOL	Code used in the PEPPOL context
MUTUALLY AGREED	Mutually agreed organization specific identification
OTHER	All other types of identification
IBAN	IBAN (International Bank Account Number)
BIC	BIC (Business Identifier Code)
INTERNATIONALBUSINESSID	Business identity given by authority for international use

Batch/Organization/WWW

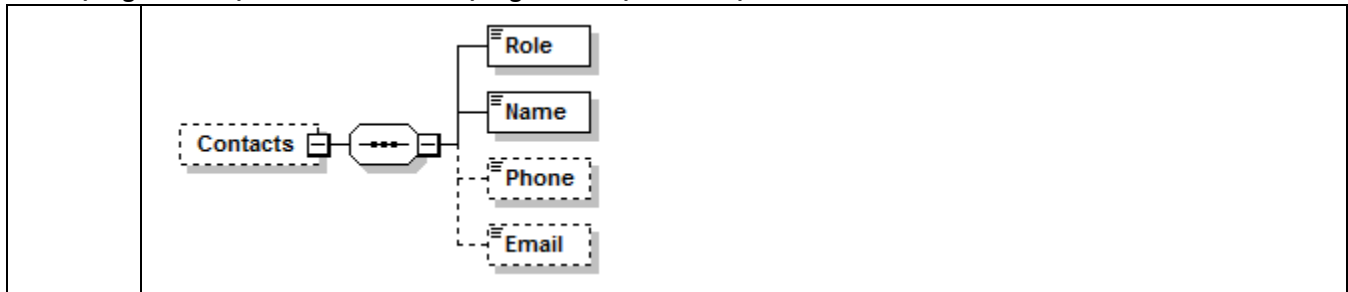
	
Description	<p>The www-site of the organization</p>
Example	<p><WWW>www.example.fi</WWW></p>

CONTACTS

Contacts are optional information.

Contacts can be organization specific or directly related to one eAddress-entity.

Batch/Organization/Contacts AND Batch/Organization/eAddress/Contacts



Batch/Organization/Contacts/Role AND Batch/Organization/eAddress/Contacts/Role

Description	The role of the contact (TECHNICAL, SUPPORT, BUSINESS, OTHER)
Example	<Role>SUPPORT</Role>

The roles are defined as follows:

TECHNICAL, a technical person/entity to be contacted if there are initial technical questions about sending messages with this organization

SUPPORT, contact for problems during sending messages to this organization

BUSINESS, contact for discussing the permission to send messages or business related issues

OTHER, contact for everything else

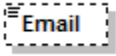
Batch/Organization/Contacts/Name AND Batch/Organization/eAddress/Contacts/Name

Description	The name of the contact
Example	<Name>Tom Example</Name>

Batch/Organization/Contacts/Phone AND Batch/Organization/eAddress/Contacts/Phone

Description	The phone number of the contact
Example	<Phone>00358123456789</Phone>

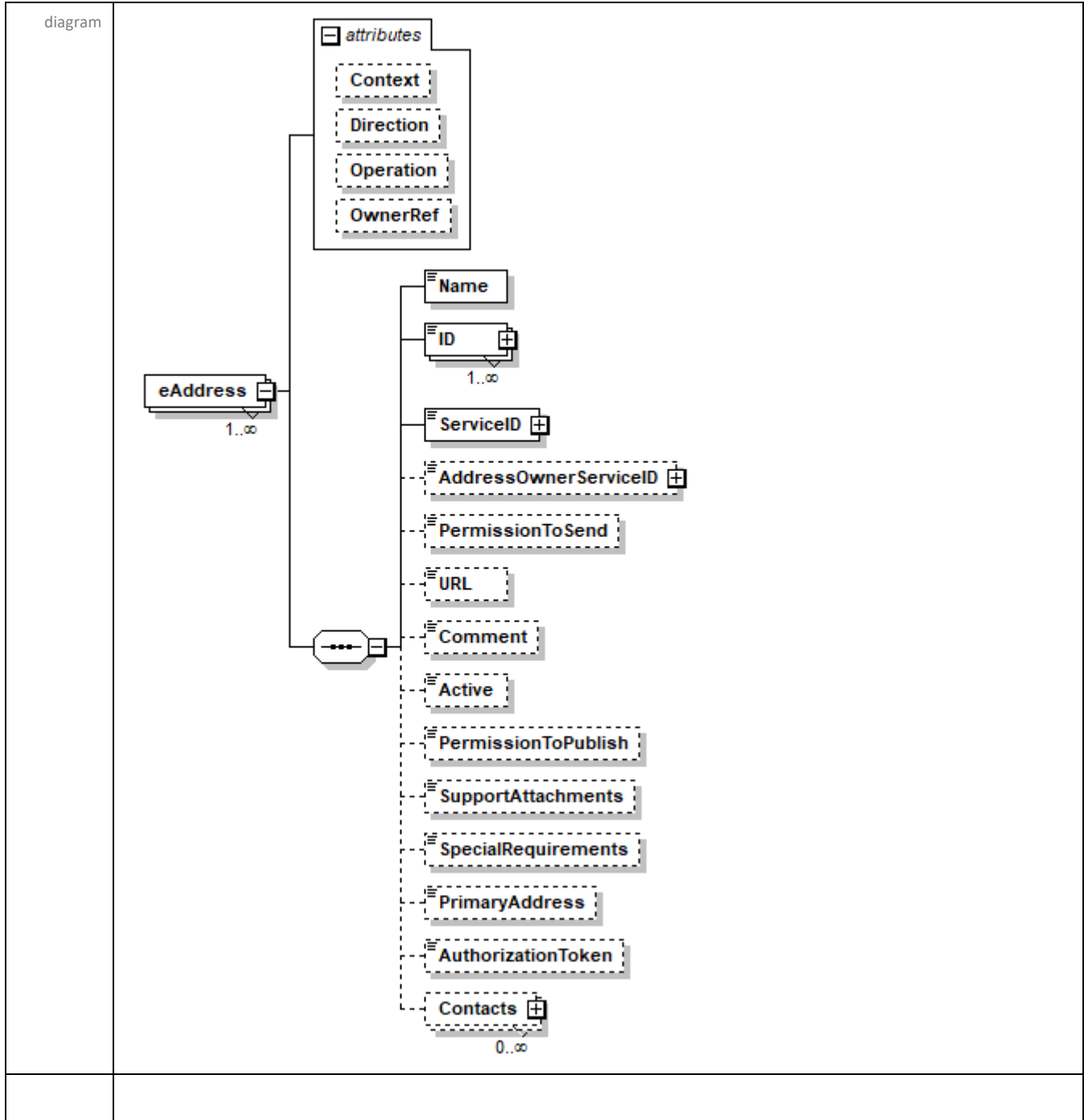
Batch/Organization/Contacts/Email AND Batch/Organization/eAddress/Contacts/Email

	
Description	The email address of the contact
Example	<code><Email>Tom.Example@example.fi</Email></code>

eAddress

The eAddress defines the electronic addresses for the organization.

Batch/Organization/eAddress



eAddress defines the electronic address belonging to the organization for the defined Context and Direction.

Valid types of Context are:

EINVOICE electronic invoices
ORDERS Orders
ORDRSP Order responses
DESADV Despatch Advice
PRICAT Price/product catalog
OTHER Other messages (In order to be used, the usage has to be mutually agreed)

NOTE: If Context is not defined the eAddress is considered to be a EINVOICE address.

Valid types of Direction are:

SEND The organization uses this address when sending
RECEIVE The organization uses this address when receiving

NOTE: If Direction is not defined the eAddress is considered to be a RECEIVE address.

The *Operation* attribute **MUST** be used when on the Batch level the Function attribute is set to be **UPDATE**. The Operation attribute tells the receiving party how to process the record.


If the Operation is set to NEW the eAddress **MUST** be ADDED to the existing database of eAddresses. If the eAddress already exist in the database the entry is to be considered invalid and **MUST** be discarded.

If the Operation is set to REPLACE the eAddress **UPDATES** an existing eAddress in the database. If the eAddress does not exist in the database the entry is to be considered invalid and **MUST** be discarded.

if the Operation is set to DELETE the eAddress is **REMOVED** from the database. If the eAddress does not exist in the database the entry is to be considered invalid and **MUST** be discarded.

Ownerref is an optional reference field used by the eAddress Owner. The reference is used to identify a specific eAddress at the Owner.

Batch/Organization/eAddress/Name

diagram	
Description	The name for the eAddress organization. This can differ from the Organization/Name for multiple addresses within the official organization. For example: The city of Helsinki has only one official Y-tunnus, but the different functions of the city have their own eAddresses.
Example	<Name>Apix Messaging Oy</Name>

Batch/Organization/eAddress/ID

Description	The identification of the organization and type of the identification
Example	<ID IDType="OVT">003712345678</ID>

Batch/Organization/eAddress/ServiceID


Description	The identification of the service provider and the type of the identification
Example	<ServiceID IDType="OVT">003723327487</ServiceID>

The electronic address is a combination of the ID and ServiceID elements. The ID can be repeated within the eAddress – this defines that the specific eAddress is a composite of ALL the IDs and the ServiceID element.

Valid contents of IDType:

OVT	Finnish OVT identification
VATID	VAT identification
BUSINESSID	Local business identity given by authority (in Finland y-tunnus)
GLN	Global Location Number
DUNS	DUNS code
PEPPOL	Code used in the PEPPOL context
MUTUALLY AGREED	Mutually agreed organization specific identification
OTHER	All other types of identification
IBAN	IBAN (International Bank Account Number)
BIC	BIC (Business Identifier Code)
INTERNATIONALBUSINESSID	Business identity given by authority for international use

Batch/Organization/eAddress/AddressOwnerServiceID

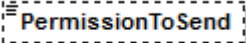
	
Description	The identification of the owner of the service provided towards the end customer and the type of the identification
Example	<AddressOwnerServiceID IDType="OVT">003723327487</ServiceID>

This optional element is used to identify the actual marketing identity of the service provider selling the services to end customers. The technical operator is in the ServiceID-element.

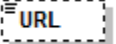
Valid contents of IDType:

OVT	Finnish OVT identification
VATID	VAT identification
BUSINESSID	Local business identity given by authority (in Finland y-tunnus)
GLN	Global Location Number
DUNS	DUNS code
PEPPOL	Code used in the PEPPOL context
MUTUALLY AGREED	Mutually agreed organization specific identification
OTHER	All other types of identification
IBAN	IBAN (International Bank Account Number)
BIC	BIC (Business Identifier Code)
INTERNATIONALBUSINESSID	Business identity given by authority for international use


Batch/Organization/eAddress/PermissionToSend

	
Description	Defines if the recipient is willing to start receiving without separate prior agreement
Example	<PermissionToSend>true</PermissionToSend>
Note	<p>It is STRONGLY recommended that this element is NOT used. If the address does not accept the receipt of transmission without pre-approval the address should be marked instead in the element PermissionToPublish as False making the address "invisible" to senders without pre-knowledge of the address.</p> <p>If the eAddress is RECEIVE address and this element is missing the PermissionToSend is considered to be true.</p>

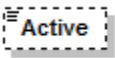
Batch/Organization/eAddress/URL

	
Description	If the receiving service is based on HTTP/HTTPS solution the delivery point of the message
Example	<URL> https://as2.apix.fi/send </URL>

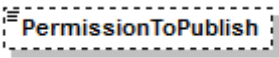
Batch/Organization/eAddress/Comment

diagram	
Description	A free text giving information about the eAddress
Example	<code><Comment>Receiving is based on AS2 protocol. See the URL.</Comment></code>


Batch/Organization/eAddress/Active

diagram	
Description	This field can be used to mark eAddress to be inactive (ie. eAddress exists, but for some reason the address is not in use). Useful in scenarios where the service provider has contract with the sender/receiver, but the customer takes the service in use at later stage.
Example	<code><Active>>true </Active></code>

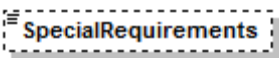
Batch/Organization/eAddress/PermissionToPublish

diagram	
Description	Defines if the address can be published to end-users or not. Useful in scenarios where the eAddress is intended only for a specific use and must be communicated to the sender/receiver separately. An example would be a receiving address for a debt collection agency that receives assignments through that address.
Example	<code><PermissionToPublish>>true</PermissionToPublish></code>

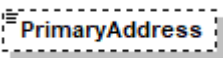
Batch/Organization/eAddress/SupportAttachments

diagram	
Description	Defines if the address can support sending/receiving attachments. If element is not present the default interpretation is that the address supports attachments.
Example	<code><SupportAttachments>true</SupportAttachments></code>

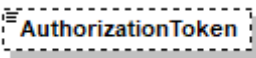
Batch/Organization/eAddress/SpecialRequirements

diagram	
Description	Defines if the address requires separate tests or the address has additional business validation rules. If true the sender/receiver should contact the party before sending/receiving documents from this address. If element is not present the default interpretation is that the address does not have special requirements.
Example	<code><SpecialRequirements>>false</SpecialRequirements ></code>

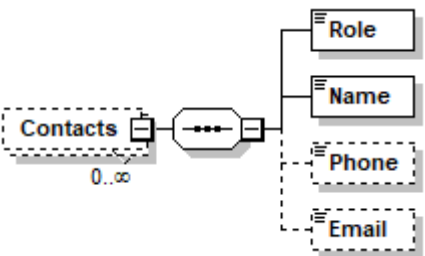
Batch/Organization/eAddress/PrimaryAddress

diagram	
Description	This information is only settable by the eAddress User and is used to mark the eAddress as an primary address for the specified context type.
Example	<PrimaryAddress>>false</PrimaryAddress>

Batch/Organization/eAddress/AuthorizationToken

diagram	
Description	Defines the authorization token associated to this specific eAddress. For example the token can be used as shared secret to authorize users to access and change the eAddress specific data in a public eAddress database.
Example	<AuthorizationToken>AP2906f365-399a-40f5-9f57-b9dfc018020d</AuthorizationToken>

Batch/Organization/eAddress/Contacts

diagram	
Description	See Contacts under Organization-element.
Example	